




# K10 PLUS

The Only Green Product ...  
In Waterproofing ...



*Preferences for environmentally friendly products will be increasingly become a major concern in the near future.*

*Whilst the choice of waterproofing systems are plentiful and the market sees more and more products from the west which have been developed to meet the requirements of environmental health and safety...*

*DAVCO, a leading manufacturer of waterproofing materials and technology is taking the lead to support this cause with its new eco-friendly waterproofing membrane!*



**DAVCO**



CERTIFICATE NO: 06111



# K10 PLUS

..... *Eco-friendly yet protecting  
against Water & Pollution* .....

## DESCRIPTION

Davco K10 Plus is a flexible single-pack water-based polyurethane waterproofing and sealing membrane which is capable of curing in approximately 4-8 hours depending on the number of coats & temperature.

## USES

- Ideal for waterproofing of facades, terraces, balconies.
- Ideal for waterproofing of concrete roofs including walkways, planter boxes.
- For internal and external use.

## ADVANTAGES

- Davco K10 Plus has a tough flexible membrane film which eliminates the need for a reinforcing layer.
- Davco K10 Plus once cured can be tiled over using Davco's cement based or two part adhesives.
- Davco K10 Plus does not stain tiles or marble.
- Davco K10 Plus does not require protective screed.
- Davco K10 Plus can be applied on damp visibly dry surfaces without the fear of blistering.
- Davco K10 Plus is an environmentally friendly product, does not give off fumes or gases which will affect health.
- Because of its non-odour formulation, Davco K10 Plus is suitable for use in confined areas.
- Davco K10 Plus is suitable for external areas of waterproofing, on walls and on the floors subject to ultra-violet radiation.

## GUIDE TO USAGE

### MIXING

No mixing is required when using Davco K10 Plus.

### APPLICATION

- Spread the Davco K10 Plus onto the substrate using a lambswool roller or brush.
- Apply in a thin continuous layer over the area to be waterproofed.
- Apply in minimum 2 coats.
- Allows 1 to 2 hours in between each coat.
- Recommended coverage 1.5 litres/m<sup>2</sup> 1mm thick in 2 coats.

### SUBSTRATES

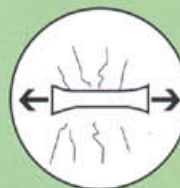
- All substrates must be clean and sound prior to waterproofing.
- In using Davco K10 Plus, the substrate shall be visibly dry.

4-8 Hours

EXCELLENT CURING



NO TAR NO BITUMEN  
NON TOXIC



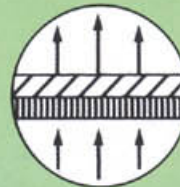
SUPERB ELONGATION  
EXCELLENT IN  
TENSILE



TRAFFICABLE  
ANTI-FRACTURE



ULTRA VIOLET  
RESISTANCE



NO BLISTERING



SINGLE PACK



# K10 PLUS

..... in support of the  
*Environment, Safety and Health* .....

## SURFACE PREPARATION

### Concrete:

- All new concrete slabs must be allowed to cure for at least 6 weeks.
- Old concrete must be cleaned with a strong commercial grade detergent or degreaser. Then thoroughly wash off all residue with clean water. Allow the surface to dry for at least 24 hours.

### Render:

- New rendered surfaces must be allowed to cure for at least 7 days.

### Lightweight Blocks:

- Prime the surfaces with Davco 4 in 1 Primer prior to applying Davco K10 Plus.

### Metal Surfaces:

- All metal surfaces must be totally free of rust. Primer metal surfaces with etching primer.

### Cracks:

- Hairline cracks up to 1mm wide, which experience no movement, may be duly filled up with Davco K10 Plus before applying another layer over the area to be waterproofed.
- Structural cracks which experience movement must be filled with an acrylic sealant and a polypropylene tape securely placed over the crack, the Davco K10 Plus should be then applied over the area and on the tape and allowed to cure.

### Drain Application:

- Treat the inside and around the drain with a separate layer of Davco K10 Plus before proceeding with the actual application of the whole surface area.



Substrate shall be flat and even



Apply along the perimeter before proceeding with the main area



Substrate shall be visibly dry or dampened by sprinkling with clean water



Apply one layer at a time using a mini lamb's wool roller



Water is evenly saturated using a brush



Touch Dry < 2 hours



Davco K10 Plus - No mixing



Completed 2nd coat



# K10 PLUS

..... from an experienced  
waterproofing manufacturer .....

Applications	Concrete	Render Screed	Lightweight Blocks	Tiled
<b>INTERIOR</b> - Walls	✓	✓	✓	✓
- Floors	✓	✓	•	✓
<b>EXTERIOR</b> - Balconies	✓	✓	•	✓
Terrace	✓	✓	•	✓
Facades	✓	✓	✓	✓
<b>EXTERIOR</b> - Walkways	✓	✓	•	✓
Pool Decks	✓	✓	•	✓
Roofs	✓	✓	•	✓
✓ Suggested	• Not applicable			

## PACKAGING

20 litre pails.

## COVERAGE

One pail approximately 13m<sup>2</sup> @ 1mm,  
thick depending upon site conditions.

## SHELF LIFE

Up to 12 months in unopened containers,  
stored in a cool dry elevated place.

## CLEAN UP

Tools and excess Davco K10 Plus can be  
cleaned up with water while it is still wet.

## TECHNICAL DATA

Properties :	
Appearance	Thick pasty liquid
Thickness of film	1.3mm
Solids content	60-70%
Elongation at Break	380%
Tensile strength	3N/mm <sup>2</sup>
Adhesion to concrete	1.03N/mm <sup>2</sup>
Shore hardness	85
Cure time	4-8 hours
Touch dry at 30°C	1 hour 30 min



Mera Gardens



From The Interior ... To The Exterior

Disclaimer: The use of this product is beyond the manufacturer's control and liability is restricted to the replacement of material proven faulty. The manufacturer is not responsible for any loss or damage arising from incorrect usages.

Updated WP 19 Dec 2001

**Davco Building Materials Pte Ltd**

13 Tuas Avenue | Singapore 639498  
Tel: (65) 861 0632 Fax: (65) 862 3915



LAFARGE  
MORTIERS

**Davco**